

Department of Housing and Community Development

MAJOR PROGRAM HIGHLIGHTS

COMMISSIONER

Katie Buckley

DEPUTY COMMISSIONER

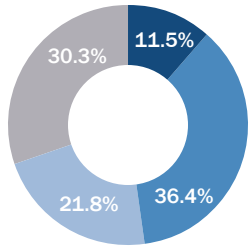
Josh Hanford

STAFF (37 FTEs)



FUNDING

Total Budget: \$22,736,866



- \$2,623,306 General Funds [operational] 14 Staff (FTEs)
- \$8,273,908 Federal Funds 15 Staff
- \$4,954,161 Special or Other Funds 8 Staff
- \$6,885,491 Pass-through Grants

VERMONT COMMUNITY DEVELOPMENT PROGRAM

Administers annual federal allocation of approximately \$7M in Community Development Block Grants through a statewide competitive grant program addressing local needs in the areas of housing, economic development, public infrastructure and services.



\$7 M

Program Dollars Invested



\$87 M

Total Dollars Leveraged



8,514

Vermonters Served



317

Housing Units Created or Preserved

COMMUNITY PLANNING AND REVITALIZATION: DOWNTOWN AND VILLAGE CENTER TAX CREDITS

The tax incentives support new construction and encourage investments to make older and historic buildings safe and accessible.



\$2.4 M

Program Dollars Invested



\$53 M

Total Dollars Leveraged



128,000

Vermonters Reached (Population of Communities with Tax Credit Projects)



173

Housing Units Created or Preserved

HISTORIC PRESERVATION: REHABILITATION INVESTMENT (A.K.A. HISTORIC) TAX CREDITS

VHDP is dedicated to identifying, preserving, and interpreting historic resources on behalf of the citizens of the state and promoting them as significant components of our communities.



\$1.8 M

Program Dollars Invested



\$11.8 M

Total Dollars Leveraged



143

Vermonters Reached (65 Units of Affordable Housing Created)



1,779

Number of Applications Reviewed by Historic Preservation Team

HOUSING: MOBILE HOME PARK PROGRAM

Coordinates state housing policy through the VT Housing Council and HUD Consolidated Plan. Administers the statutory requirements of the Mobile Home Park Program and administers the VT Charitable Housing Tax Credit.



\$70,000

Program Dollars Invested



\$144,261

Total Dollars Leveraged



15,675

Vermonters Reached (2.2 Persons per Household per Unit Preserved)



7,125

Housing Units Preserved

\$2.6 M

GENERAL FUND APPROPRIATION

\$13.9 M

PROGRAM DOLLARS INVESTED

\$165 M

TOTAL DOLLARS LEVERAGED

628,035

PERSONS REACHED

801

JOBS CREATED OR RETAINED

7,680

HOUSING UNITS CREATED OR PRESERVED

Dept. of Housing and Community Development

VERMONT COMMUNITY DEVELOPMENT PROGRAM

\$492,644

GENERAL FUND APPROPRIATION

COMMISSIONER

Katie Buckley

DEPUTY COMMISSIONER

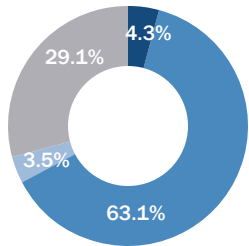
Josh Hanford

STAFF (9 FTEs)



FUNDING

Total Budget: \$11,355,183



- \$492,644 General Funds
4 Staff (FTEs)
- \$7,162,539 Federal Funds
5 Staff
- \$400,000 Special or Other Funds
- \$3,300,000 Pass-through Grants

AFFORDABLE HOUSING GRANTS

Provides communities with funding to address affordable housing needs including new construction, rehabilitation, preservation, homeownership, multi-family rental and mobile home parks.



\$4.4 M

Program Dollars Invested



\$45 M

Total Dollars Leveraged



697

Vermonters Served
(2.2 Persons per Household Assisted)



317

Housing Units Created or Preserved

ECONOMIC DEVELOPMENT GRANTS

Provides communities with funding to address economic development projects resulting in job creation and retention primarily benefiting low and moderate income residents.



\$1.6 M

Program Dollars Invested



\$40 M

Total Dollars Leveraged



269

Jobs Created (50) and Retained (219)



2

Businesses Assisted

PUBLIC FACILITY AND SERVICE GRANTS

Provides communities with funding to address infrastructure, health and safety, public access and public services needs primarily benefiting low and moderate income residents.



\$613,926

Program Dollars Invested



\$1.6 M

Total Dollars Leveraged



7,548

Vermonters Served
(Persons Benefiting from Improved Facilities)



3

Communities Served

PLANNING GRANTS

Provides communities with funding to address planning needs in one or more of the VCDP areas of eligibility-housing, economic development, public facilities and services.



\$174,476

Program Dollars Invested



\$128,355

Total Dollars Leveraged



48,308

Vermonters Reached



6

Communities Served

\$7 M

PROGRAM DOLLARS INVESTED

\$87 M

TOTAL DOLLARS LEVERAGED

8,514

PERSONS SERVED

269

JOBS CREATED OR RETAINED

317

HOUSING UNITS CREATED OR PRESERVED

Dept. of Housing and Community Development

DESIGNATIONS AND TAX CREDITS

\$549,125

GENERAL FUND APPROPRIATION

\$3.3 M

PROGRAM DOLLARS INVESTED

\$64.3 M

TOTAL DOLLARS LEVERAGED

536,179

PERSONS SERVED

290

JOBS CREATED OR RETAINED

173

HOUSING UNITS CREATED OR PRESERVED

COMMISSIONER

Katie Buckley

DEPUTY COMMISSIONER

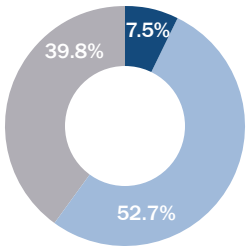
Josh Hanford

STAFF (5 FTEs)



FUNDING

Total Budget: \$7,349,920



- \$549,125 General Funds
5 Staff (FTEs)
- \$0 Federal Funds
- \$3,876,378 Special or Other Funds
- \$2,924,417 Pass-through Grants

DOWNTOWN AND VILLAGE CENTER TAX CREDITS

The tax incentives support new construction and encourage investments to make older and historic buildings safe and accessible.



\$2.4 M

Program Dollars Invested



\$53 M

Total Dollars Leveraged



128,000

Vermonters Reached



173

Housing Units Created or Preserved

DOWNTOWN TRANSPORTATION FUND

The Downtown Transportation Fund improves sidewalks and other public spaces and stimulates private investment



\$335,000

Program Dollars Invested



\$11.3 M

Total Dollars Leveraged



42,660

Vermonters Reached



5

Communities Served

DOWNTOWN PROGRAM

The Downtown Program provides communities with financial incentives, training and technical assistance supporting local efforts to encourage economic development.



\$135,000

Program Dollars Invested



\$41.6 M

Total Dollars Leveraged



227,299

Vermonters Reached



290

Net New Jobs Created

MUNICIPAL PLANNING GRANTS

Municipal Planning Grants support local planning and community revitalization initiatives that build strong communities and improve Vermonters' quality of life.



\$443,456

Program Dollars Invested



\$58,291

Total Dollars Leveraged



138,220

Vermonters Reached



45

Communities Served

Dept. of Housing and Community Development

HISTORIC PRESERVATION

\$984,482

GENERAL FUND APPROPRIATION

\$3.5 M
PROGRAM DOLLARS INVESTED

\$13.6 M
TOTAL DOLLARS LEVERAGED

67,667
PERSONS SERVED

242
JOBS CREATED OR RETAINED

65
HOUSING UNITS CREATED OR PRESERVED

REHABILITATION INVESTMENT (A.K.A. FEDERAL HISTORIC) TAX CREDITS

Historic Tax Credits is the most effective program to promote preservation and community development. The largest federal program supporting preservation, tax credits generate jobs, enhance property values, and create affordable housing.



\$1.8 M

Program Dollars Invested



\$11.8 M

Total Dollars Leveraged



143

Vermonters Reached (65 Units of Housing Created or Preserved)



242

Jobs Supported

CAPITAL GRANT PROGRAMS

Provided through the Capital Construction Budget, grants provide funds for preservation of municipal buildings, historic agricultural buildings, and open the underwater preserves in Lake Champlain.



\$430,000

Program Dollars Invested



\$1.3 M

Total Dollars Leveraged



2,234

Vermonters Reached



30

Communities Served

STATE-OWNED HISTORIC SITES

The Historic Sites Program encourages the discovery and appreciation of the state's rich heritage through the stewardship and interpretation of historic sites that evoke an authentic sense of time and place.



\$1.3 M

Program Dollars Invested



\$496,390

Total Dollars Leveraged



65,290

Annual Number of Visitors at State-owned Historic Sites



84

Buildings Owned or Stewarded

COMMISSIONER

Katie Buckley

DEPUTY COMMISSIONER

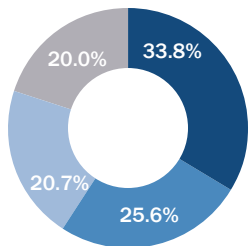
Josh Hanford

STAFF (23 FTEs)



FUNDING

Total Budget: \$2,916,573



- \$984,482 General Funds 5 Staff (FTEs)
- \$745,490 Federal Funds 10 Staff
- \$604,601 Special or Other Funds 8 Staff
- \$582,000 Pass-through Grants